

SHC Emergency Department Physician Stroke Review FY 2022

Tips for Success

- For best results please use **Google Chrome, Internet Explorer or Microsoft Edge. Do not use Safari.**
- If you select **Launch Course** and nothing happens, turn off pop-up blockers.
- If you have difficulty with this please call the Technical Assistance Center at 858-627-5000. They are available 24/7.

Familiar with Portal?

Learning Objectives

1. Define the benefits of being a stroke certified organization
2. Recall the stroke code diagnostic goals (door to interventions)
3. Discuss the value of utilizing stroke order sets while caring for stroke patients
4. Locate the stroke policies and procedures in SharpNet
5. Recall the emergency stroke code process as defined for Sharp HealthCare
6. Identify the different types of strokes (Ischemic Stroke, Transient Ischemic Attack and Hemorrhagic Stroke) and their treatment protocols.
7. Evaluate the symptoms presented when a patient experiences a posterior stroke
8. Discuss treatment for angioedema secondary to Alteplase administration
9. Discuss blood pressure management of the stroke patient, blood pressure parameters for Alteplase administration
10. Discuss tPA and EVT inclusion and exclusion criteria for stroke
11. Discuss treatment and assessment process for hemorrhagic stroke, understand the process for transfer of SAH for aneurysmal treatment (ED to ICU, ICU to ICU)

1 Visit CME Portal

2 Sign In (if needed)

3 Browse by Specialty

4 Select Infection Prevention ...

5 Select Content

6 Complete All Modules

7 Complete Test

8 Complete Evaluation

9 Submit Certificate

www.sharp.com/cmeportal
OR click link to the right ->

<https://bit.ly/StrokeED2022>

Select **Sign In** via top navigation bar (far left)

Select **Browse by Specialty** via top navigation bar. Select **Emergency Medicine** from dropdown. Select **Online Courses** under **Activity Type**

Select **SHC Emergency Department Physician Stroke Review FY 2022**


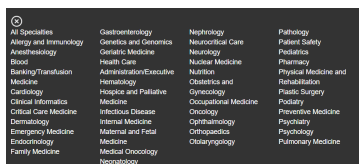
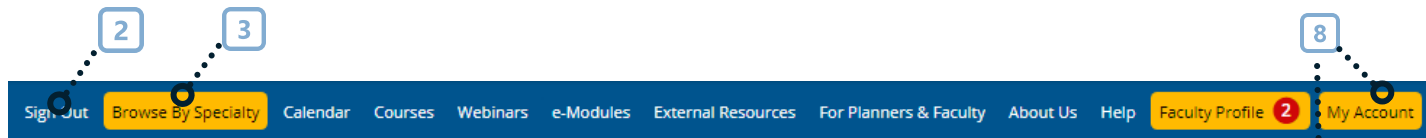
Select **Content** tab at top of screen

Progress through content from **Launch Website > Start Course > Test**

Select **Test** after reviewing **SHC Emergency Department Physician Stroke Review FY 2022**. Select green **Show Results** button in top right.

Select **Complete Evaluation**. Answer all required questions.*
***If you "X" out and miss this step**, select **My Account**, then **Evaluations & Certificates**.

Certificate should be emailed to you. Please forward to appropriate contact as needed.



Need to contact us? Phone: (858) 499- 4560 Email: cme@sharp.com

SHARP CME